



Central California Cage Bird Club

Buy Sell or Trade February Meeting

We at CCCBC are proud to present to our members our **4th Annual Buy Sell or Trade** event at February's meeting. Bring your birds, your accessories, plants, and of course carrying cages to take home new birds!

Local breeders who are not yet members are welcome to come and participate, Bring healthy birds in clean cages with food and water. This is a very fun and popular event and we should have all kinds of birds there. Complete your pairs, or buy pairs because breeding is about to start. One local breeder called me and wants to bring 50 canaries of several types; all split into male and female cages. He's also bringing his father, who wants to join.

Members, this is your chance to participate in the **Membership Drive**. Invite other bird people and make sure you put your name on their application as referral if they join. If you've referred anyone since January, let Terese or Jennifer know and they will be added to your total. We haven't decided on the grand prize at the end of the year for the most members brought in. Suggestions?

CCCBC Established in 1933 MEMBERS ONLY !

Only Members get our monthly newsletter, free personal ads, and can attend all meetings, parties, and field trips. Visitors are also welcome to attend our meetings, and we have free food! Members can also get a member phone list. You get chances to sell your birds and buy from people you know. We learn a lot, laugh a lot, and eat, too! Join us!!! Call or ask for application. Jimmy 869 5066. jdc100@sbcglobal.net .

Inside this issue:

Call: Jennifer 209 480-9269 or Terese 209 869-5066

Volume 2

Newsletter Date FEB 2011

| | | |
|---|-----------------------|-------------|
| <i>Buy Sell and Trade</i> | <i>Jennifer Hayes</i> | 1 |
| <i>Treasurers Report , JAN 2010</i> | <i>Janna Place</i> | 1 |
| <i>Breeding Canaries</i> | <i>Chris Hardwick</i> | 2,3 |
| <i>Egg Conditioner food</i> | <i>Darrell Brewer</i> | 4 |
| <i>Thank You</i> | <i>Leonard Quieto</i> | 5 |
| <i>JAN. 2011 Minutes</i> | <i>Sharon Byrne</i> | 5 |
| <i>Egg Food Recipe</i> | <i>Albert Silva</i> | 6 |
| <i>Personal Ads</i> | | 7 |
| <i>Events Colander</i> | | 8 |
| <i>Sponsor ADS</i> | | 9-11 |
| <i>Club Officers and Meeting Schedule</i> | | 11 |

Treasurer's Report

FEB., 2011

Full Report Will be delivered at the **FEB 20th, 2011 Meeting for JAN 2011**



Janna

Janna Place



Breeding Canaries

[Chris Hardwick](#)

Pairing Up

Before you start into the hobby of breeding canaries you have to consider what it involves. It's easy to start out - You just need a male and female canary, put them both in the same cage with a nest and let nature do the rest. However, problems can arise. Sometimes the male and female will fight and have to be separated into two cages. Put the cages side by side until they get used to each other and then try to put them back together again. Minimal fighting is OK but in some cases the male can nearly kill the female. Make sure you have a male and female and not two males! One year I had a pair that kept fighting and finally, after they had been separated for over a week, the both started singing! (two males - not a pair!) I prefer breeding cages with a slide-in divider. This way you don't have to put a bird through the stress of catching it and moving it.

Room for Young

Another thing you have to consider is if you have room for the young canaries. One year I had one pair of canaries raise 23 young! Usually a hen will lay four to six eggs and can lay a nest a month. Most people usually stop breeding after two or three nests to keep the hen in prime condition. Often times the canaries will keep breeding no matter what you do! Even if you separate the hen she will still lay eggs. I usually breed for a few months and then put all the breeders back into the big open flight to help strengthen the birds and to give them a break from breeding. I will often put a nest in the big open flight and sometimes the hens will lay eggs but I have never had any babies raised this way. The best way to breed is to separate pairs into breeding cages.

Extra Food to Prepare Breeding Pairs

During the breeding season I usually increase the variety of foods to include apples and oranges. I also use [conditioning food](#) at all times in a separate cup. Hard boiled eggs are a must for rearing young and should be mashed up with a fork and offered in a separate cup. You can start out with one egg feeding a day until the eggs hatch. When young are just a day or two old they need constant feeding. The hen will do this for you but be sure to keep a fresh supply of egg food in the cages during this time. I usually change the egg food twice or three times a day during this period. Also keep in mind that feeding eggs can make your bird room smell bad if you don't do a bit more frequent cleaning of the cage bottom.

Nests and Nesting Materials

When I started breeding I always had a problem with nesting material. It seems that different canaries like different materials. Some like shredded paper, some burlap, some dryer lint. Some birds will build up the nest so high that the eggs can get lost in the lower layer of the nesting material and fall away from the warmth of the hen and die. This year I went to a [plastic canary nest](#) and sewed in a [breast pad liner](#). These liners are cheap and if you sew them in the canaries won't be able to pull them out. Use white thread to keep the birds from picking at it. I don't use any other nesting material at all. The hens will often try to pick at the newspaper in the bottom of the cages but usually settle down and lay eggs right in the liner. This way all the eggs are sure to roll to the center of the nest and they all get the heat from the hen so no eggs are left cold. This ensures a good percentage of eggs hatching. If your hen lays six or seven eggs you can also slip another egg to a hen that is already sitting on one. But be sure you remember where you got the egg. Last year I had one of my yellows raise a red factor - I must have moved the egg and forgot where I got it from! Be sure to keep good breeding records.

Lighting

Canaries are sensitive to light. Their breeding cycle is regulated by the amount of light and duration of light received. The lights should be gradually changed over the course of the year. Mid September you should have the least (9 hours) and mid March you should have the most light (15 hours). Change your light 1/2 hour twice a month (one hour per month) to condition your birds for breeding in January or February. The following schedule will work well:

Continued on next page

Breeding Canaries Continued

Jan 1 - 12.5 hours of light
 Jan 15 - 13 hours of light
 Feb 1 - 13.5 hours of light
 Feb 15 - 14 hours of light
 March 1 - 14.5 hours of light
 March 15 - 15.0 hours of light (Maximum Exposure)
 April 1 - 14.5 hours of light
 April 15 - 14 hours of light
 May 1 - 13.5 hours of light
 May 15 - 13.0 hours of light
 June 1 - 12.5 hours of light
 June 15 - 12.0 hours of light
 July 1 - 11.5 hours of light
 July 15 - 11.0 hours of light
 August 1 - 10.5 hours of light
 August 15 - 10.0 hours of light
 Sept 1 - 9.5 hours of light
 Sept 15 - 9.0 hours of light (Minimum Exposure)
 Oct 1 - 9.5 hours of light
 Oct 15 - 10.0 hours of light
 Nov 1 - 10.5 hours of light
 Nov 15 - 11.0 hours of light
 Dec 1 - 11.5 hours of light
 Dec 15 - 12.0 hours of light

Last year I had one of the worst years since I was forced to move my canaries into a room with no windows. I didn't have enough light to initiate the breeding cycle and only had a few babies. This year I added shop lights above every cage (two 40 watt fluorescents) and within a couple weeks the hens started laying eggs! Adequate lighting is a must!

Males or Females?

Most people wait 6-12 months to determine if their birds are male or female. The males sing, the females don't. If your bird lays an egg, it's a sure sign that it's a female! I do DNA testing on my birds which perhaps is the one thing that makes raising canaries fun and easy (see my DNA link above). If you can determine gender from the start you can sell them earlier and be sure of your pairs for the next year. My second year breeding canaries I sold all but three pair. It turned out that one pair was actually two males and I was short females. I had to buy more canaries to increase my stock! It's nearly impossible to tell the males from the females unless they sing or lay eggs. Some people say they can tell by their eyes, veins when young, a pendulum over the head, how far they jump from the nest when young, etc. but I've had professional breeders often times make mistakes when I buy them (more than once!) usually to their loss as I buy females and they turn out to be males among them (males are more expensive). DNA testing not only prevents this costly mistake but also reduces your feeding as you can sell birds when they are much younger.

Singing During Breeding

When you pair up your birds for the breeding season the males may not sing quite as much but they do sing! The song is really to attract the female and when they are paired there is no need to sing (at least that's the theory). I've heard some say that you ruin a birds song by breeding it. That is just not so! In the spring after the breeding season is over my birds sing so much they drive me crazy! In the late fall when they molt I sometimes wonder if I have any birds at all as they are so quiet! During breeding they sing a bit more but in the spring - get your ear plugs!

The Payoff

One good thing about breeding canaries is that the hobby pays for itself. The extra birds you sell will pay for extra cages and food. It would take a lot of birds to really make a living at it and turning it into a big business would take the fun out of it. Many people I know who have done this have gotten burned out on breeding and have since sold all their birds and equipment. Above all you should enjoy breeding your birds. It can be a wondrous experience watching the parents feed and raise the young. Personally I like a short breeding season as I can put all my birds back into the big flight which makes chores a lot easier every day!

This [Canary Lovers Web Ring](#) Site
 Owned and Maintained By [Chris Hardwick](#).

Copyright 2002

Site Posted on November 30, 2001

Redesigned on December 1, 2002

Site Designed and Constructed by

Chris Hardwick

All photographs on this site are protected by copyright law.
 Do not copy any photographs from this site without
 permission of the owner of the photograph.

The CCCBC newsletter prints articles by well-known breeders who are willing to share their experience and knowledge. Breeders do not all do things the same way, and it's up to our newsletter to present as many viewpoints and recipes and experiences as possible to our members. You choose what works best for your birds.

Darrell's Egg Food Conditioner

My egg/conditioner food consists of what ever I have available. Here is how I generally make it:

2 boiled hard eggs
1 slice dried bread to each egg
1 or 2 crowns Broccoli



I food process the eggs shell and all for just a second or two. I like them fluffy and not sticky.

Dump into large bowl.

Food process the broccoli in the same fashion, dump into bowl.

I food process the dried slices of bread last to clean up the food processor.

Dump bread crumbs into bowl and gently fluff everything together.

I sometimes use couscous , shredded wheat, cheerios along with the bread to give the birds some extra variety. I also use Dandelion, Cooked Carrots, Bell Pepper in place of the Broccoli.

I try to make enough to only last one day or one feeding.

I also feed Chickweed right along with the egg/conditioner food.

When supermarket prices permit, I feed Butternut Squash, Apple, Pear ,Spinach, Brussels Sprouts.

Darrell Brewer





January 16, 2011 Meeting Minutes

Board Meeting

A Board Meeting was held prior to the regular membership meeting. Topics for consideration were the programs for the upcoming year and a membership drive to be held for the club. Jennifer had some suggestions for future programs including Inviting Dr. Barrett to speak. February's meeting will be our annual Buy, Sell, and Trade. Terese will be organizing the membership drive including making up packets of information and arranging for a prize for the member who brings in the most new members.

Regular Meeting

Present at this meeting were 17 members.

No minutes were taken at the meeting in December. The Treasurer's report for December and January was presented by Janna, as well as the final Accounting for the 2010 Bird Show. A reminder was made to all members to pay their yearly dues and fill out a registration form to give to Janna. Reports were 1st and 2nd by Charlene and Nate Stoller and approved by the membership.

New Business.

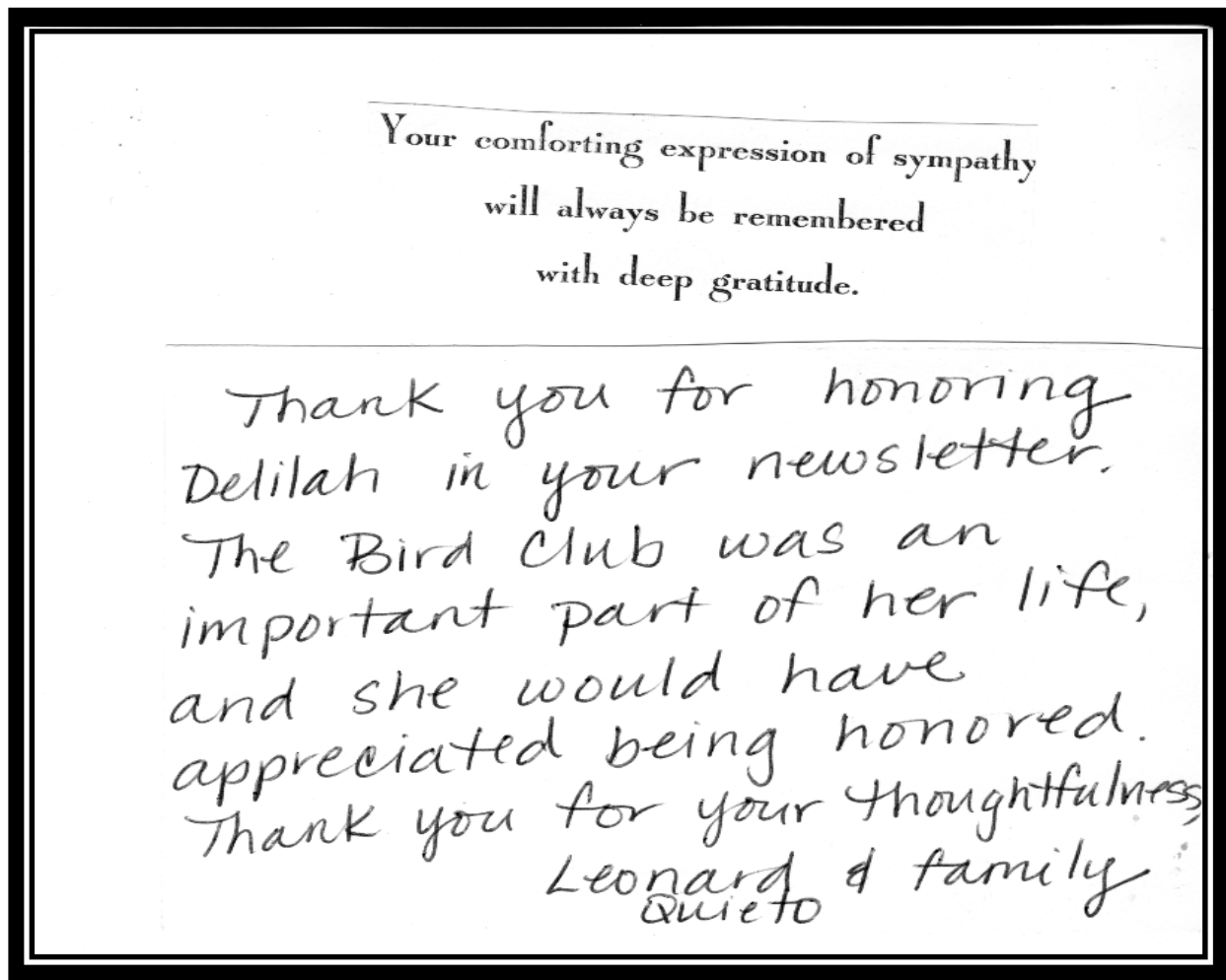
***The club is still seeking a new secretary for 2011. Sharon will continue to act as secretary until someone volunteers. She will not be offended if someone takes the job! She is not supposed to have the job of secretary for more than 2 years.

***A By-Laws revision was presented by Janna for the membership's approval. Members will vote on the changes at the next meeting.

Meeting adjourned.

The program for this meeting was a roundtable discussion mainly concerned with the appropriate care before and during the breeding season.

Submitted by **Sharon Byrne**



Albert Silva

Ingredients: 1 fluffed cup of cous cous--soak cous cous until fluffy in warm water. Wait an hour or so until it fluffs up. Rinse well in a strainer--20 minutes or so.

2 cups of Orlux egg food.

1 hard boiled egg

Fertivit and Calcitux vitamins

Sprouted mung beans

➡ Directions: Mix well 1/3 cup of the Orlux and 1 hard boiled egg in food processor. Break the egg down to Orlux granule size.

Add: 1/2 tsp Calcitux (calcium) & 1/2 tsp Fertivit (vitamin E) and the rest of the Orlux egg food. Blend all together quickly in food processor.

Mix the cous cous and the Orlux and egg blend together by hand until fluffy.

Refrigerate the egg food over night. The mixture soaks up the moisture of the cous cous to make an evenly moist product. Final product will be moist to touch but not wet or sticky.

Add 1/4 cup sprouted mung beans when serving.

Recipe makes 4 cups of egg food. Freeze egg food if needed, but not the sprouted mung seed.


Fertivit is only given until all females are fertile. Switch to Omnivit 3X a week.

I choose to use egg in my recipe because I believe the birds like the taste and smell of egg. I replace some cous cous with quinoa in the second round of feeding to increase interest in the hens continuing to feed.

All of my products are Orlux brand products.

If color feeding birds:

Add 1 tsp Cantax blend. Albert's Cantax blend is 500 grams of Orlux Cantax to 50 grams of pure carophil.



Personal Ads



PERSONAL ADS NOW APPEAR ON OUR CLASSIFIED PAGE ON THE WEB AT WWW.MYCCCBC.COM/CLASSIFIEDS

AT MANCINI HALL

**BUY SELL AND TRADE
BIRDS, ACCESSORIES, PLANTS
SUNDAY, FEB. 20TH, 1:00 PM
EVERYONE WELCOME!!!!
NO FEES, NO COVER
BRING FOOD!!!**

Canaries: Glosters, frills and more. This year's babies. Easy to install homemade perches for sale. Call **Art Pacheco**
209-825-1979



FINCH ZONE— Quality Finches at reasonable prices. Many Varieties and colors to choose from.

Please contact **MARTIN RAMIREZ**
Phone: **(209) 538-6897**
Please Visit our WEB Site **www.finchzone.com**

BREEDER OF GLOSTER AND LIZARD CANARIES SINCE 1976. I HAVE THAT SPECIAL BLOOD LINE FOR YOU

CONTACT: **DARRELL BREWER**
510.527.1788 REASONABLE PRICES!

Newsletter Ads

Fees for newsletter ads (except the personal ads) are due by **February 15**. If we don't hear from you, we will contact you about renewing your ad. We are only putting business cards in the paper newsletter, although full page ads will run on the website. Larger ads will be put into the Show Catalog and also on the website.. This is because of postage prices. Now is a good time to put in a for a business card ad. Got a catchy ad phrase for 2011? or send us your sketch and we'll put together a card for you or send a business card . Business card fees **are \$5 per year for members, and \$10 for non-members**.

Email to Jimmy Carter at jdc100@sbcglobal.net or call 209 869 5066

4th Annual Buy Sell or Trade
Presented by the Modesto Bird Club, CCCBC

February 20th at Mancini Hall, 718 Tuolumne Blvd., Modesto 95351

1:00 til 3:00. Potluck or bring a snack to share. There will be lots of birds there. Plants and accessories are also welcome. Tables are free. Birds must be healthy, clean, clean cages, clean water and seed. Make your own deals, buy or trade or sell. It's a lot of fun and you get some new blood in your lines. These are all members and local breeders selling...no vendors.

Be sure to bring your carry cages—you might fall in love with something!

2011 Event Calendar—Bird Mart and Bird Show Events

| | | |
|-------------------------------------|--|---|
| Apr 17 | <p>San Jose Bird Mart Many Prizes ! Pay & Free (10th St.) Parking - ATM - Food info@sanjosebirdmart.com http://www.sanjosebirdmart.com</p>  | <p>Santa Clara County Fairgrounds 344 Tully Road, San Jose Gateway Hall Sunday 9 AM to 3 PM</p> |
| JUN ?? | <p>CCAS Central California Avian Society RAFFLE, EDUCATIONAL BOOTH, BENEFITS AVICULTURE Adult admission: \$5.00 (12 and under, free) Additional information: (559) 228-1737</p>  | <p>Fresno District Fairgrounds Industry/Commerce Building ENTER Gate # 6 off Kings Canyon Ave. http://ccasbirds.org/BirdMarts.html</p> |
| JULY ?? | <p>6th Annual West Coast Zebra and Society Finch Show 1st. Day Speaker and bird sales www.efinch.com/show</p> | <p>Meet the top breeders on the west coast La Quinta Downtown Sacramento Chris Hartje, manager 916 765-6366 chrishartje@msn.com</p>  |
| JULY ?? | <p>5th Annual West Coast Zebra and Society Finch Show, judge: TBA</p> <p style="text-align: center; background-color: yellow;">Judge Unconfirmed for 2011</p> | |
| AUG 14 | <p>Northern California Exotic Bird & Supply Exposition Birds, Reptiles and Supplies for sale at Great prices Admission: \$7.00, (10 and under, Free Limited Free Parking Web: www.ncabird.com Contact: Laurene or Jim 510 785-6647</p> | <p>Alameda County Fairgrounds 4501 Pleasanton Ave. Pleasanton, CA. Sunday 9 AM to 4 PM</p>  |
| OCT ?? | <p>RECBC Redwood Empire Caged Bird Club Bird Mart</p>  | <p>Sonoma Fairgrounds Kraft Hall 1350 Bennett Valley Road. Santa Rosa, Ca. Sunday ?? Contact: Bonnie at: (707) 546-1776</p> |
| OCT ?? | <p>CCBS Bird Mart & Pet Expo www.capitolbird.org Capitol City Bird Society P.O. Box 41221, Sacramento, CA. 95841-0221</p>  | <p>Placer County Fairground Roseville, CA. info/Contact: Rosiebird at (916) 363-6777 Sunday, 9am—4pm</p> |
| OCT 28 Setup OCT 29 Show | <p>Central California Cage Bird Club Canary/Finch 58th Bird show and 5th Bird Mart Adults: \$2; kids 15 and under: Free. Free Parking—Food WEB: www.mycccbc.org</p>  | <p>SOS Club, 819 Sunset Ave., Modesto Saturday, 9am—4pm Contact: Terese Davis: 209 247 3206 Bird Mart info. Contact: Darrell Brewer: 510 527 1788 for Show info. Contact: ?? ?? ?? American Singer Show</p> |
| NOV ?? | <p>CCAS Central California Avian Society RAFFLE, EDUCATIONAL BOOTH, BENEFITS AVICULTURE Adult admission: \$5.00 (12 and under, free) Additional information: (559) 228-1737</p>  | <p>Fresno District Fairgrounds Industry/Commerce Building ENTER Gate # 6 off Kings Canyon Ave. http://ccasbirds.org/BirdMarts.html</p> |
| NOV 12 & 13 | <p>Larry Waugh Memorial Quad Pacific American Singers http://www.pacificamericansingers.org Annual song contest for American Singer Canaries Free Parking, Free Public Viewing canaries for sale Contact: pacificamericansingers@yahoo.com</p>  | <p>Laurel Inn 801 W. Laurel Dr., Salinas, CA. Saturday and Sunday 9am to 2pm</p> |
| DEC 3 | <p>Santa Clara Valley Canary & Exotic Bird Club 50th Annual Cage Bird Show http://www.santaclarabirdclub.org Free Parking Adults: \$5; kids FREE Birds for sale</p>  | <div style="background-color: yellow; padding: 10px; transform: rotate(-5deg);"> <p>Location to be Determined</p> </div> |

Changes to the above files will be inserted as they are received

CCCBC Website status for 2011

J D Carter

Central California Cage Bird Club Site Summary

Feb 13 2011

VISITS JAN - FEB 2011



| | |
|----------------------|------|
| Total | 193 |
| Average Per Day | 5 |
| Average Visit Length | 1:13 |
| Last Hour | 0 |
| Today | 6 |
| This Week | 41 |

PAGE VIEWS

| | |
|-------------------|-----|
| Total | 262 |
| Average Per Day | 7 |
| Average Per Visit | 1.3 |
| Last Hour | 1 |
| Today | 2 |
| This Week | 47 |

Total Visits to the site since Stephen Fairman Created it is
5,910 Visits

CCCBC



Caring For Your Pet Since 1987
VON WILETH KENNELS
 9600 Sawyer Ave. • Oakdale, CA
209-847-9600
 Open 9 AM to 12 NOON & 3 PM to 6 PM
 7 Days A Week

Oakdale PET Station
 DOG • CAT
 FISH • BIRD • REPTILE
(209) 847-8205
 Fax: (209) 848-9304 • E-mail: oakdalepetstation.com
 159 N. First Ave • Oakdale, California 95361

Just Miatas
 Restoring Miatas since 1998

 TERESE MAC DAVIS (209) 247-3206
 RIVERBANK, CALIFORNIA
 justmiatas@yahoo.com
 J. D. CARTER (209) 869-5066
Just the best roadster ever made!



Silver Song West

“Often Imitated but Never Duplicated”

Complete diet for your caged birds

Full Line of Breeding Supplies

**We now have our own line of
eggfood made exclusively for
Silver Song West**

Distributors of

AVITECH

Benelux

Animal House Classic Perches

Coloring agents for red factor canaries

Full line of nesting supplies

Sand perches and swings

Medicines and Supplements and

Much...much...more!

Visit us at our web site

WWW.Silversongwest.com

Let us ship our product to your door!

1-800-287-4884

Fax 1-209-388-0694

silversongwest@aol.com

| | | | |
|------------------|------------------|--------------|-------------------------|
| President | Ted Brandold | 209 572-3550 | voldarchi@sbcglobal.net |
| Vice-President | Jennifer Hayes | 209 480-9269 | xandysmom@aol.com |
| Vice-President | Charlene Stoller | 209 599-5933 | charlee46@aol.com |
| Treasurer | Janna Place | 209 862-3792 | |
| Acting Secretary | Sharon Byrne | 209 578-3254 | lenoxlounge@comcast.net |
| Editor | Terese Davis | 209 869-5066 | tmacd869@sbcglobal.net |
| Publisher/Editor | Jim Carter | 209 996-6615 | jdc100@sbcglobal.net |
| Show Manager | Darrell Brewer | 510 527-1788 | glosterman@live.com |
| Show Assistant | Ted Brandold | 209 862-3550 | voldarchi@sbcglobal.net |
| Web Master | Jim Carter | 209 996-6615 | jdc100@sbcglobal.net |

Dr. Brandon Barrett
small and exotic animal medicine and surgery

Community Veterinary Clinic
310 Crane Ave
Turlock, CA 95380

209•634•5851

**Bill Jackson's
Lizard Canaries For Sale**

Bill Jackson
PO Box 381
Greenville, CA 95446
(707) 869-8389
wbjackson_52@hotmail.com

Canaries, all breeds

Leo Gomez
Ripon, CA.
(209) 599-8580

Over 25 years experience with Canaries, Finches and other birds

AUTHOR PACHECO

PACHECO AVIARIES
BREEDER AND EXHIBITOR

YORKSHIRE — BELGIAN FANCY
NORWICH — FRILLS
COLUMBUS FANCY

(209) 825-1979

2011 Meeting Schedule

| | | |
|--------|--------------------------------|--|
| JAN-16 | Meeting | Mancini Hall 718 Tuolumne Blvd. Modesto Ca. 95351 1:PM |
| FEB-20 | Meeting | |
| MAR-20 | Meeting | |
| APR-17 | Field Trip | Location to be determined. |
| MAY-15 | Meeting | |
| JUN-12 | Meeting (2nd SUN) | Mancini Hall 718 Tuolumne Blvd. Modesto Ca. 95351 1:PM |
| JUL-17 | Meeting | |
| AUG-21 | Picnic & Auction | |
| SEP-18 | Meeting | |
| OCT-29 | 58th Bird Show & 5th Bird Mart | SOS CLUB 819 Sunset Blvd. Modesto Ca. 95351 9am-4pm |
| NOV-20 | Meeting, Election | Mancini Hall |
| DEC-18 | Meeting/Party | Mancini Hall |

Any Changes to this schedule will be posted here.

M & M Avaries
Breeder of exotic finches
Raised Outdoors For Hardiness

Martin Ramirez
(209) 538- 6897
Cell: (209) 404-3025
www.finchzone.com
finch_zone@yahoo.com



Tony Guiomar

Best in the Nest Aviary
Bird Fancier • Longtime Breeder
Old Varieties & Type Judge

Phone# (510) 581-7153
Cell# (510) 432-7921
poo2u2@pacbell.net

Parisians • Northern Frill • Southern Frill • Columbus Fancy • Scotch Fancy
Lancashire • Yorkshire • Belgium • Norwich • Gibber

CANARIES NEST
OPELS - GLOSTERS

NAOMI CISPER 209-957-3117

Jeanne's Singing Canaries
JEANNE FAIRMAN

Browns Valley, CA
530/741-0820

Specializing in Colorbred Canaries Since 1973

PET'S CHOICE
The Pet Professionals

3507 Tully Road
Modesto, CA 95356

209-522-PETS
petpro553@hotmail.com

Remember to bring snacks for the meeting and items for the raffle table. It can be anything i.e. Goodies bird supplies, wine, cookies, plants, yard sale finds, etc. Tickets are **3** for **\$1.00**. and we always have lots of fun with this. The money from the tickets pays for the meeting hall. Meetings begin at **1:00 PM** with introduction of members and guests followed by the club business and then the program speaker.